





PLUMBING SCREWED BRASSWARE AS 3688

HEXAGON SOCKETS	PART No. SIZE INCH	
		HS4
HS8		1/4
HS10		3/8
HS15		1/2
HS15CP		1/2 chrome plated
HS20		3/4
HS20CP		3/4 chrome plated
HS25		1
HS32		1 1/4
HS40		1 1/2
HS50		2
HS65		2 1/2
HS75		3
HS100		4

REDUCING HEXAGON SOCKETS	PART No. SIZE INCH	
		RHS84
RHS108		3/8 x 1/4
RHS158		1/2 x 1/4
RHS1510		1/2 x 3/8
RHS2015		3/4 x 1/2
RHS2520		1 x 3/4

TEES	PART No. SIZE INCH	
		T4
T8		1/4
T10		3/8
T15		1/2
T15CP		1/2 chrome plated
T20		3/4
T20CP		3/4 chrome plated
T25		1
T32		1 1/4
T40		1 1/2
T50		2
T65		2 1/2
T75		3

BACKNUTS	PART No. SIZE INCH	
		BN4
BN8		1/4
BN10		3/8
BN15		1/2
BN15CP		1/2 chrome plated
BN20		3/4
BN20CP		3/4 chrome plated
BN25		1
BN32		1 1/4
BN40		1 1/2
BN50		2


PLUMBING SCREWED BRASSWARE AS 3688

HEXAGON NIPPLES



PART No.	SIZE INCH
HN4	1/8
HN8	1/4
HN10	3/8
HN15	1/2
HN15CP	1/2 chrome plated
HN20	3/4
HN20CP	3/4 chrome plated
HN25	1
HN32	1 1/4
HN40	1 1/2
HN50	2
HN65	2 1/2
HN75	3
HN100	4

REDUCING HEXAGON NIPPLES



PART No.	SIZE INCH
RHN84	1/4 x 1/8
RHN108	3/8 x 1/4
RHN154	1/2 x 1/8
RHN158	1/2 x 1/4
RHN1510	1/2 x 3/8
RHN208	3/4 x 1/4
RHN2010	3/4 x 3/8
RHN2015	3/4 x 1/2
RHN2015CP	3/4 x 1/2 chrome plated
RHN2515	1 x 1/2
RHN2520	1 x 3/4
RHN3215	1 1/4 x 1/2
RHN3220	1 1/4 x 3/4
RHN3225	1 1/4 x 1
RHN4020	1 1/2 x 3/4
RHN4025	1 1/2 x 1
RHN4032	1 1/2 x 1 1/4
RHN5025	2 x 1
RHN5032	2 x 1 1/4
RHN5040	2 x 1 1/2
RHN6550	2 1/2 x 2
RHN7550	3 x 2
RHN7565	3 x 2 1/2
RHN10050	4 x 2
RHN10065	4 x 2 1/2
RHN10075	4 x 3

SCREWED NIPPLES
(All Threads)



PART No.	SIZE INCH
SN15150	1/2 x 6
SN15300	1/2 x 12
SN20150	3/4 x 6
SN20300	3/4 x 12
SN25150	1 x 6
SN25300	1 x 12
SN32150	1 1/4 x 6
SN32300	1 1/4 x 12
SN40150	1 1/2 x 6
SN40300	1 1/2 x 12
SN50150	2 x 6
SN50300	2 x 12

FEMALE ELBOWS



PART No.	SIZE INCH
FE4	1/8
FE8	1/4
FE10	3/8
FE15	1/2
FE15CP	1/2 chrome plated
FE20	3/4
FE20CP	3/4 chrome plated
FE25	1
FE32	1 1/4
FE40	1 1/2
FE50	2
FE65	2 1/2
FE75	3

M & F ELBOWS



PART No.	SIZE INCH
MFE4	1/8
MFE8	1/4
MFE10	3/8
MFE15	1/2
MFE15CP	1/2 chrome plated
MFE20	3/4
MFE20CP	3/4 chrome plated
MFE25	1
MFE32	1 1/4
MFE40	1 1/2
MFE50	2

PLUMBING SCREWED BRASSWARE AS 3688

ADAPTORS (M & F)	
PART No.	SIZE INCH
A4	1/8
A8	¼
A10	3/8
A15	½
A15CP	½ chrome plated
A20	¾
A20CP	¾ chrome plated
A25	1
A32	1¼
A40	1½
A50	2
A65	2½
A75	3

REDUCING ADAPTORS	
PART No.	SIZE INCH
RA84	¼ x 1/8
RA104	3/8 x 1/8
RA108	3/8 x ¼
RA158	½ x ¼
RA1510	½ x 3/8
RA2015	¾ x ½
RA2015CP	¾ x ½ chrome plated
RA2515	1 x ½
RA2520	1 x ¾
RA3220	1¼ x ¾
RA3225	1¼ x 1
RA4020	1½ x ¾
RA4025	1½ x 1
RA4032	1½ x 1¼
RA5025	2 x 1
RA5032	2 x 1¼
RA5040	2 x 1½
RA6550	2½ x 2
RA7550	3 x 2
RA7565	3 x 2½

CAPS	
PART No.	SIZE INCH
C4	1/8
C8	¼
C10	3/8
C15	½
C15CP	½ chrome plated
C20	¾
C20CP	¾ chrome plated
C25	1
C32	1¼
C40	1½
C50	2
C65	2½
C75	3
C100	4

REDUCING BUSHES	
PART No.	SIZE INCH
RB84	¼ x 1/8
RB104	3/8 x 1/8
RB108	3/8 x ¼
RB154	½ x 1/8
RB158	½ x ¼
RB1510	½ x 3/8
RB208	¾ x ¼

REDUCING BUSHES cont.	
PART No.	SIZE INCH
RB2010	¾ x 3/8
RB2015	¾ x ½
RB2015CP	¾ x ½ chrome plated
RB2515	1 x ½
RB2520	1 x ¾
RB3215	1¼ x ½
RB3220	1¼ x ¾
RB3225	1¼ x 1
RB4015	1½ x ½
RB4020	1½ x ¾
RB4025	1½ x 1
RB4032	1½ x 1¼
RB5020	2 x ¾
RB5025	2 x 1
RB5032	2 x 1¼
RB5040	2 x 1½
RB6540	2½ x 1½
RB6550	2½ x 2
RB7550	3 x 2
RB7565	3 x 2½
RB10050	4 x 2
RB10065	4 x 2½
RB10075	4 x 3

HEXAGON PLUGS	
PART No.	SIZE INCH
HP4	1/8
HP8	¼
HP10	3/8
HP15	½
HP15CP	½ chrome plated
HP20	¾
HP25	1
HP32	1¼
HP40	1½
HP50	2
HP65	2½
HP75	3
HP100	4

M & F UNIONS	
PART No.	SIZE INCH
MFU4	1/8
MFU8	¼
MFU10	3/8
MFU15	½
MFU20	¾
MFU25	1
MFU32	1¼
MFU40	1½
MFU50	2